



COMPLEX CARE FOR KIDS ONTARIO

Youth Transition to Adult Care Timeline



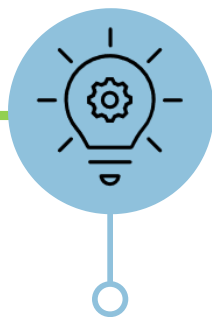
<AGE 12

- Obtain [Social Insurance Number \(SIN\)](#), [passport](#), birth certificate, Status card (if applicable)
- Set up bank account
- Apply for:
 - [Assistance for Children with Severe Disabilities Program \(ACSD\)](#)
 - [Disability tax credit \(DTC\)](#)
 - [Registered disability savings plan \(RDSP\)](#)
 - [Accessible parking permits](#)
 - [Respite services](#)
- Review [entertainment/recreational opportunities](#)
- Discuss [Jordan's Principle](#) and [Inuit Child First Initiative](#) (if applicable)



AGE 12-13

- Identify/connect with [adult primary care provider \(PCP\)](#)
- Request a transition meeting at youth's school to make appropriate educational decision on youth's needs for high school
- Request updated psychological assessment or letter if youth is untestable from psychologist*



AGE 14

- Review transition tasks with care team/family
- Discuss goals & priorities for future planning, including Goals of Care
- Confirm IEP completion
- Discuss healthy relationships/sexuality



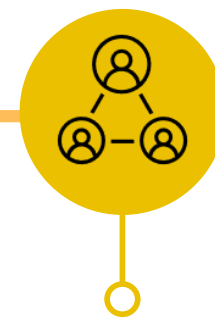
AGE 15

- Annual transition planning meeting with care team/family
- Begin [Developmental Services Ontario \(DSO\)](#) application to be submitted at age 16
- Learn about the adult care system
- Learn about [Substitute Decision-Maker \(SDM\)](#)



AGE 16

- Continue annual transition planning meeting with care team/family
- Submit [DSO](#) application*
- Annual appointment (appt.) with PCP from here
- Discuss referral to adult specialists with all paediatric specialists
- Discuss legal guardianship
- Explore providers for dental & vision care



AGE 17

- Periodic check-ins and final transition clinic meeting with care team/family
- Ensure appt. with all paediatric specialists to transfer care
- Overlapping/joint appt. with adult and paediatric specialists
- Develop a crisis plan of youth's daily routine
- Make a list of technology, equipment, supplies
- Submit [Ontario Disability Support Program \(ODSP\)](#) application at age 17.5*
- Transfer of home care services
- Determine future respite needs
- Request prescription refill for medications & enteral formula for 6 months
- Caregiver to have copies of care plan/key reports



AGE 18

- Last check-in with paediatric team/family
- Adult care providers to have care plan/last consultation note/relevant medical records
- Confirm 1st or 2nd appts. with PCP and all adult care specialists
- Receiving DSO and Passport funding, and ODSP after age 18

* = Time-sensitive tasks

This timeline presents some key tasks. Please see the [full checklists](#) and *Transition Resource Guide* for further details. Each age lists new tasks to do *in addition* to the items in the previous age as some tasks build on tasks listed in the preceding age.



Your feedback is important! The Provincial Council for Maternal and Child Health is dedicated to improving the usability of this toolkit. We encourage healthcare providers and caregivers using this toolkit to submit feedback via an online survey by scanning the QR code or [clicking here](#).